

Action on aviation:
Newcastle Airport



Aircraft Noise Action Group

Noise complaints: Summaries as at 31st July 2025





Years and months

Total complaints = 2995

Date range

First date/last date

03/04/2022

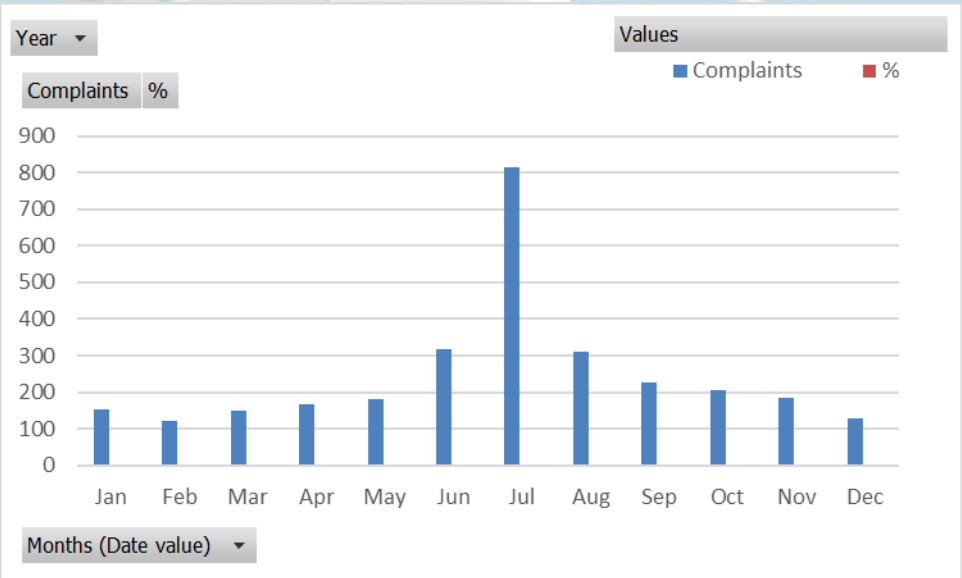
28/07/2025

Complaints per annum

UID	Complaints
2022	1109
2023	888
2024	718
2025	240
Grand Total	2955

Month

Row Labels	Complaints	%
Jan	152	5.14%
Feb	120	4.06%
Mar	151	5.11%
Apr	167	5.65%
May	181	6.13%
Jun	316	10.69%
Jul	814	27.55%
Aug	310	10.49%
Sep	226	7.65%
Oct	204	6.90%
Nov	186	6.29%
Dec	128	4.33%





Complainants profile: 1

Count of all complainants per annum

Row Labels	Distinct Count of UID
2022	54
2023	42
2024	24
2025	10
Grand Total	89

10 or more complaints

UID	Complaints
phl.co.uk55	800
kaail.com45	721
ssail.comOv	510
keail.com45	269
roail.comOv	269
lao.co.ukOv	71
knnet.comOv	65
jeail.com55	31
misky.com55	26
jnail.com	17
saail.com35	15
Grand Total	2794

96% of all complaints

100 or more complaints

UID	Complaints
phl.co.uk55	800
kaail.com45	721
ssail.comOv	510
keail.com45	269
roail.comOv	269
Grand Total	2569

86.9% of all complaints

Less than 10 complaints per complainant

UID	Complaints
2022	102
2023	57
2024	26
2025	12

Grand Total 197

6.67% of total complaints

1 complaint per complainant

UID	Complaints
2022	24
2023	20
2024	13
2025	4

Grand Total 61

2.06% of total complaints

100 + complaints: 5 complainants

>10 complaints: 11 complainants

<10 complaints: 78 complainants

1 complaint: 43 complainants

Complainants profile: 2

10 or more complaints - over the years	
UID	Complaints
phl.co.uk55	800
2022	687
2023	41
2024	50
2025	22
kaail.com45	721
2022	99
2023	253
2024	247
2025	122
ssail.comOv	510
2022	59
2023	293
2024	158
keail.com45	269
2023	63
2024	122
2025	84
roail.comOv	269
2022	89
2023	111
2024	68
2025	1
lao.co.ukOv	71
2022	7
2023	29
2024	35
knnet.comOv	65
2022	46
2023	16
2024	3
jeail.com55	31
2022	15
2023	15
2024	1
misky.com55	26
2022	4
2023	8
2024	12
2025	2
jnail.com	17
2022	7
2023	10
saail.com35	15
2022	12
2023	3





When the noise happened

Total complaints 2955

Where were you?

Row Labels	Complaints	%
Indoors	2629	88.97%
Outdoors	229	7.75%
Indoors and outdoors	97	3.28%

Time of day?

Row Labels	Complaints	%
Early morning	1733	58.65%
Afternoon	445	15.06%
Morning	366	12.39%
Evening	177	5.99%
Night time	128	4.33%
All day	106	3.59%

Distance from airport

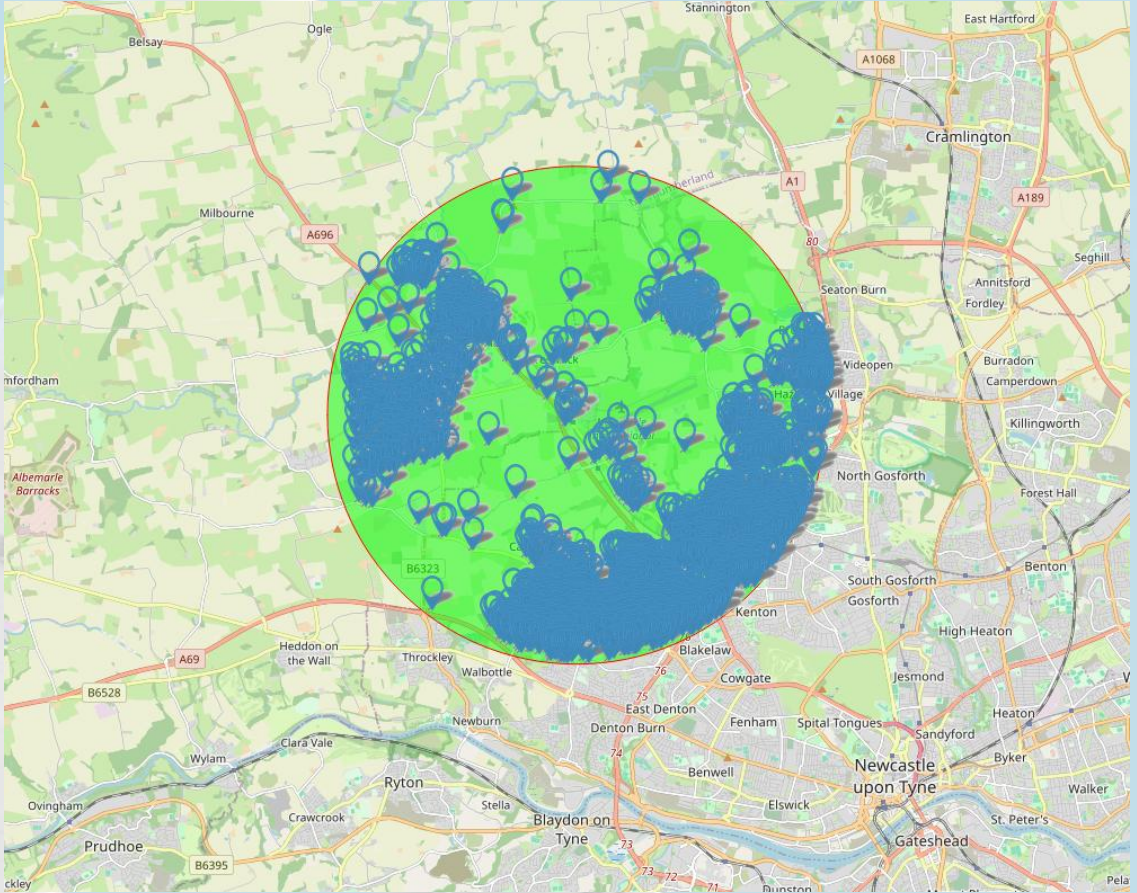
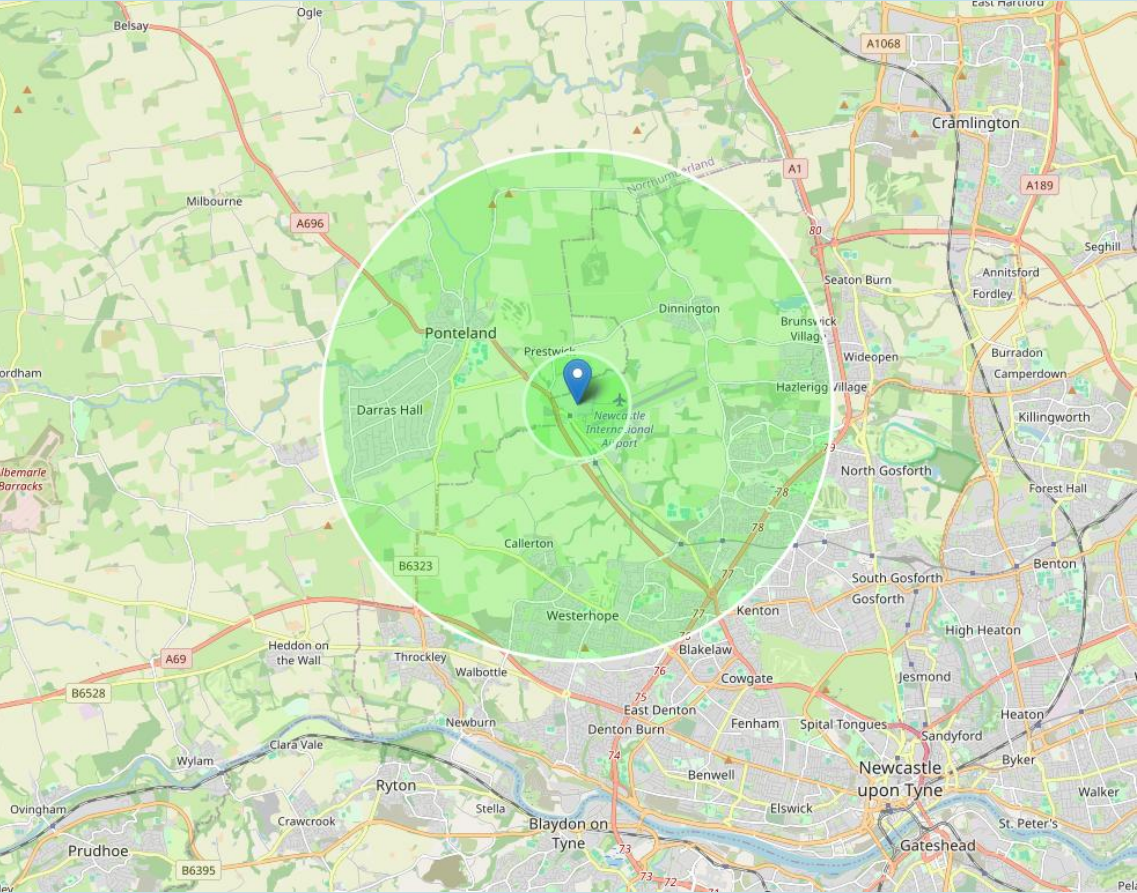
Row Labels	Complaints	%
Less than 3 miles	2526	85.48%
Between 3 and 5 miles away	414	14.01%
Between 5 and 10 miles away	15	0.51%



Distance from the airport



Row Labels	Complaints	%
Less than 3 miles	2526	85.48%
Between 3 and 5 miles away	414	14.01%
Between 5 and 10 miles away	15	0.51%





Effects

Total complaints 2955

Sleep

Row Labels	Complaints
Kept me awake	515
Percentage of total complaints = 17.4%	

Woke me up

Row Labels	Complaints
Woke me up	1701
Percentage of total complaints = 57.6%	

Woke me up: early morning

Row Labels	Complaints
Woke me up	1520
Percentage of all 'Woke me up' = 89.36%	

Communicating

Row Labels	Complaints
Couldn't hear someone talking to me	928
Percentage of total complaints = 0.3%	

Year 2025

Do you think your health is affected?

Row Labels	Complaints
Yes	240

Health: this question was available for the whole of 2025 but for only part of 2024



Effects: stress and health

Total complaints 2955

Made me angry

Row Labels	Complaints
Made me angry:	1957
Percentage of total complaints = 66.2%	

Made me anxious

Row Labels	Complaints
Made me anxious	1988
Percentage of total complaints = 67.3%	

Made me anxious and angry

Row Labels	Complaints
Made me angry too	1645
Percentage of 'Made me anxious' = 82.7%	

Percentage of total complaints = 55.7%

Made me anxious and angry: part of day

Row Labels	Complaints	%
Made me angry too	1645	100.0%
Early morning	1198	72.8%
Afternoon	208	12.6%
Morning	128	7.8%
Evening	55	3.3%
Night time	50	3.0%
All day	6	0.4%

